








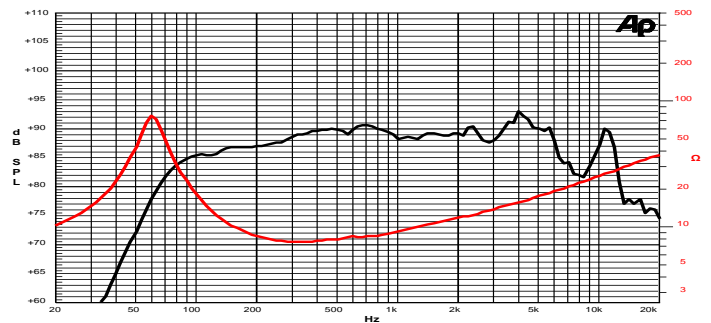
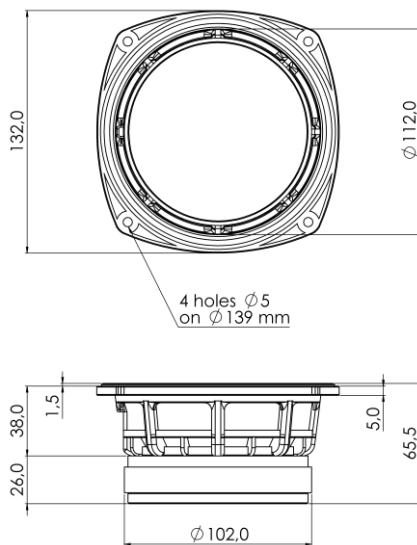
**5 F 1,5 CP 8Ω**

Professional

**5" | 200 W**

**Code** Z002652

-  1,5" voice coil Kapton former and Aluminium Winding
-  **DAR** Rubber surround with Double Asymmetric Rolls Technology (DAR)
-  **WpT** Waterproof Cone Treatment
-  Ferrite Magnet Circuit
-  **VVc** Ventilated Voice Coil to reduce Power Compression
-  90.3 dB sensitivity
-  Frequency Range 60-5000 Hz



Frequency Response on 10 Lt @ 75 Hz Vented Box @ 1W, 1m  
Free Air Impedance

### General Specifications

Nominal Diameter	132 mm (5")
Nominal Impedance	8 Ω
Rated Power AES <sup>(1)</sup>	100 W
Continuous Program Power <sup>(2)</sup>	200 W
Sensitivity @ 1W/1m <sup>(3)</sup>	90.3 dB
Voice Coil Diameter	38 mm (1,5")
Voice Coil Winding Depth	12 mm
Magnetic Gap Depth	6 mm
Flux Density	1.05 T
Magnet Weight	426 g
Net Weight	1.4 kg

### Thiele & Small Parameters<sup>(4)</sup>

$R_e$	5.6 Ω	$F_s$	61.0 Hz
$Q_{ms}$	4.23	$Q_{es}$	0.33
$Q_{ts}$	0.30	$M_{ms}$	8.7 g
$C_{ms}$	782 μm/N	$B_{xl}$	7.57 Tm
$V_{as}$	6.8 l	$S_d$	78.5 cm <sup>2</sup>
$X_{max}^{(5)}$	+/-3.5 mm	$X_{var}^{(6)}$	+/-6.0 mm
$\eta_0$	0.46 %	$L_e$ (1kHz)	0.48 mH

### Constructive Characteristics

Magnet	Ferrite
Basket Material	Aluminium Die-Cast
Voice Coil Winding Material	Aluminium
Voice Coil Former Material	Kapton
Cone Material	Paper
Cone Treatment	Surface Waterproof Treatment
Surround Material	Rubber
Dust Dome Material	Treated Cloth

### Mounting Information

Overall Diameter	132 mm
Baffle Cutout Diameter	113 mm
Mounting Holes	4 holes ø5 on ø139 mm
Total Depth	65.5 mm

(1) Rated Power measured with 2-hour test with pink noise signal, 6dB crest factor, loudspeaker in free air, power calculated on rated Zmin. (2) Power on Continuous Program is defined as 3dB greater than the Rated Power. (3) Calculated by Thiele & Small parameters, for SPL average in box refer to frequency response. (4) Thiele & Small parameters measured with laser system after preconditioning test. (5) Measured with respect to a THD of 10%. (6) Value corresponding to a decay of the Force Factor, or Compliance, or both, equal to the 50% of the small signal value. (7) Drawing dimensions: mm.