

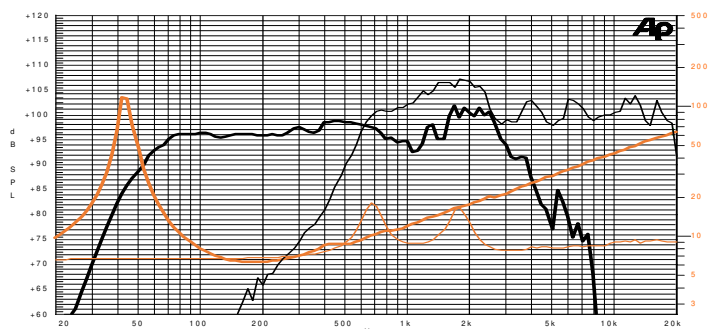
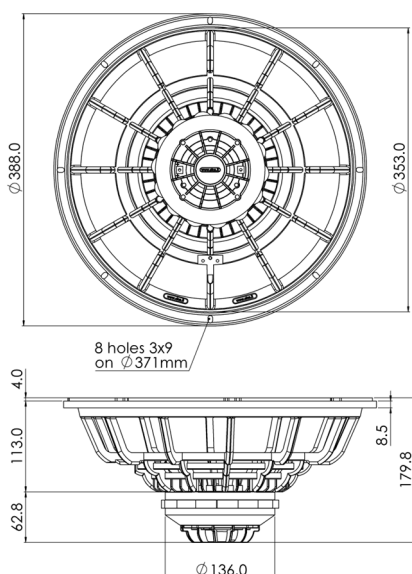
15 Cx 3 PL 8+8Ω

15" | 800 W

Code Z008191P-8+8

Coaxial

- SNDW** LF 3" Sandwich voice coil Fiberglass former
- HF** Polyimide dome 1.7" voice coil Flat Aluminium wire
- DAR** Cloth surround with Double Asymmetric Rolls Technology (DAR)
- WpT** Waterproof Cone Treatment
- Neodymium Magnet Circuit**
- 90° Horn coverage**
- 99.1 dB sensitivity**
- Frequency Range 45-20000 Hz**



Frequency Response on 90 Lt @ 48 Hz Vented Box @ 1W, 1m
Free Air Impedance

General Specifications	LF Unit	HF Unit
Nominal Diameter	388 mm (15")	
Nominal Impedance	8 Ω	8 Ω
Rated Power AES ⁽¹⁾	400 W	60 W
Continuous Program Power ⁽²⁾	800 W	120 W
Sensitivity @ 1W/1m ⁽³⁾	99.1 dB	102.3 dB
Voice Coil Diameter	75 mm (3 in)	44 mm (1.7 in)
Voice Coil Winding Depth	17 mm	2.6 mm
Magnetic Gap Depth	10 mm	3 mm
HF Recomm. Crossover Frequency	1.6 kHz	
Magnet Weight	532 g	
Net Weight	5.3 kg	

Thiele & Small Parameters⁽⁴⁾

Re (LF)	5.1 Ω	Fs (LF)	44.5 Hz
Re (HF)	6.0 Ω	Fs (HF)	700 Hz
Qms	12.88	Qes	0.42
Qts	0.40	Mms	87.2 g
Cms	147 μm/N	Bxl	17.26 Tm
Vas	152.4 l	Sd	855.3 cm ²
X max ⁽⁵⁾	+/-5.5 mm	X var ⁽⁶⁾	+/-8.0 mm
η _o	3.10 %	Le (1kHz)	1.12 mH

(1) Rated Power measured with 2-hour test with pink noise signal, 6dB crest factor, loudspeaker in free air, power calculated on rated Zmin. (2) Power on Continuous Program is defined as 3dB greater than the Rated Power. (3) Calculated by Thiele & Small parameters, for SPL average in box refer to frequency response. (4) Thiele & Small parameters measured with laser system after preconditioning test. (5) Measured with respect to a THD of 10%. (6) Value corresponding to a decay of the Force Factor, or Compliance, or both, equal to the 50% of the small signal value. (7) Drawing dimensions: mm.

Due to continuing product improvement, the features and the design are subject to change without notice.

Constructive Characteristics

Magnet	Neodymium
Basket Material	Aluminium Die-Cast
LF Voice Coil Winding/Former Material	Copper / Fiberglass
HF Voice Coil Winding/Former Material	Aluminium Flat Wire / Kapton
LF Cone Material	Paper
HF Dome Material	Polyimide
Surround Material	Treated Cloth
HF Spare Part Code	Z009396P-FI

Mounting Information

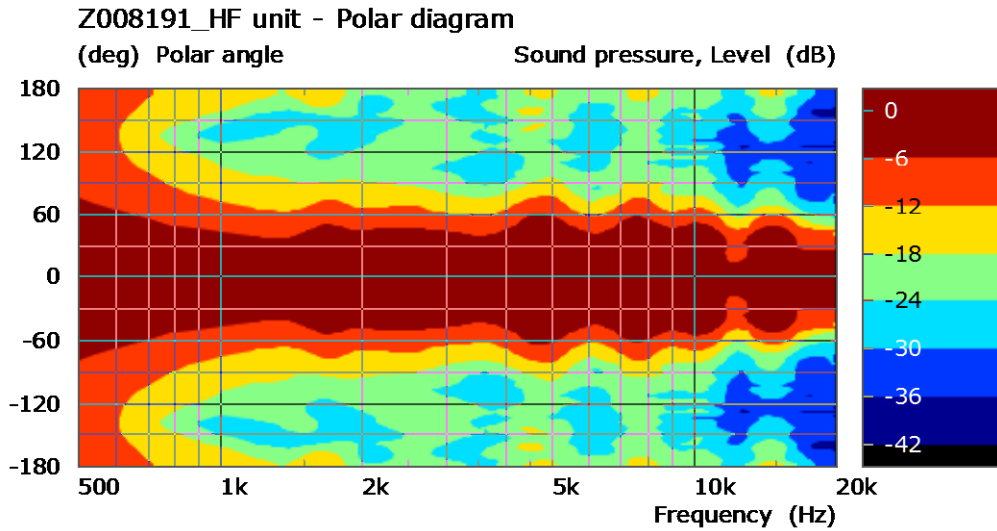
Overall Diameter	388 mm
Baffle Cutout Diameter	355 mm
Mounting Holes	8 holes 6x9 on ø371 mm
Total Depth	178.9 mm

15 Cx 3 PL 8+8Ω

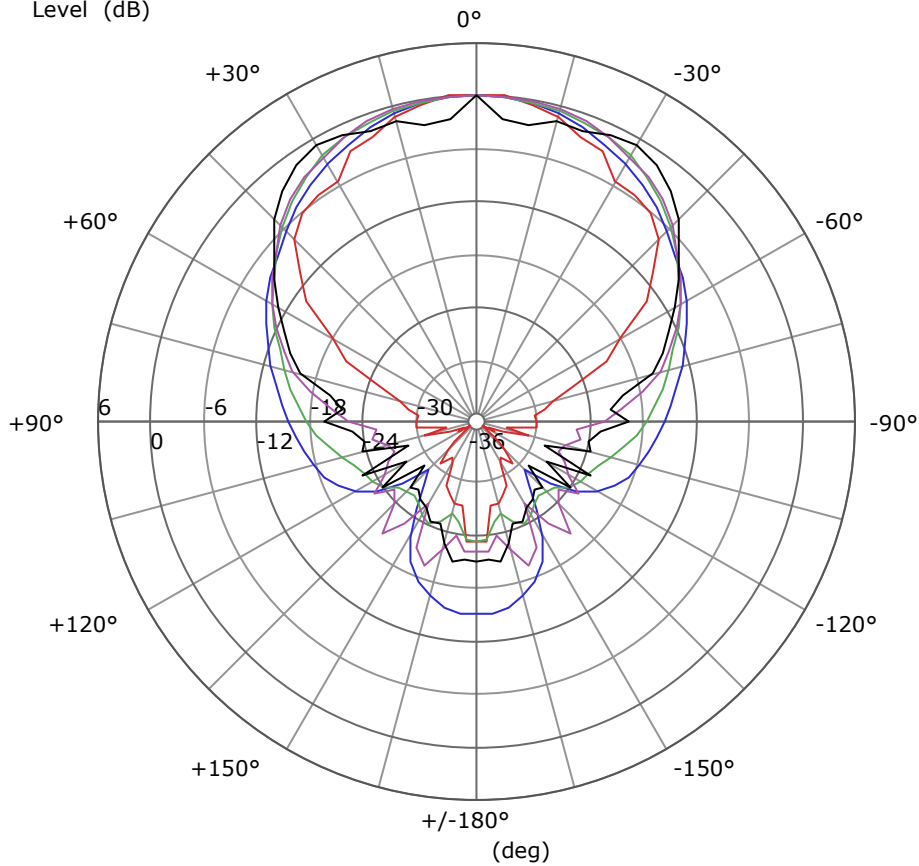
15" | 800 W

Code Z008191P-8+8

Coaxial



Z008191_HF unit - Polar diagram
Level (dB)



- Curve at: 16 kHz
- Curve at: 8 kHz
- Curve at: 4 kHz
- Curve at: 2 kHz
- Curve at: 1 kHz

(1) Rated Power measured with 2-hour test with pink noise signal, 6dB crest factor, loudspeaker in free air, power calculated on rated Zmin. (2) Power on Continuous Program is defined as 3dB greater than the Rated Power. (3) Calculated by Thiele & Small parameters, for SPL average in box refer to frequency response. (4) Thiele & Small parameters measured with laser system after preconditioning test. (5) Measured with respect to a THD of 10%. (6) Value corresponding to a decay of the Force Factor, or Compliance, or both, equal to the 50% of the small signal value. (7) Drawing dimensions: mm.