

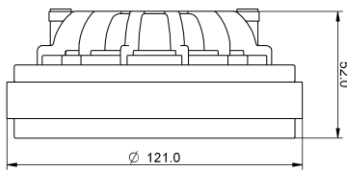
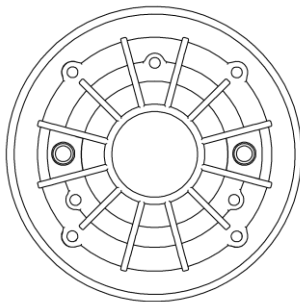
CD 120.44/640 POLY 8Ω

Compression Driver

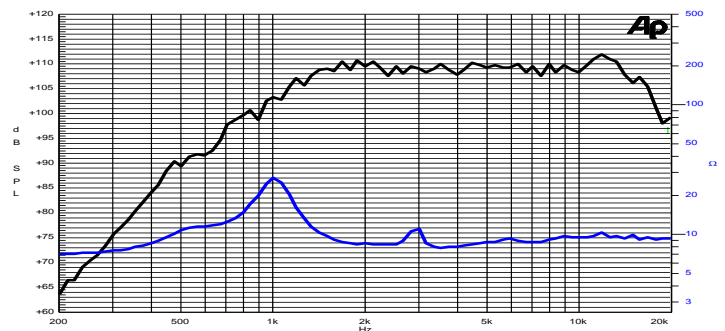
1,7" | 120 W

Code Z009491P

- AIFW 1,7" voice coil Kapton former and Aluminium Flat Wire
- PI diaphragm
- CDR Ferrite Magnet Circuit with Copper Demodulating Ring
- 1" horn throat diameter
- 109.0 dB sensitivity



Mounting holes: 2 holes M6 on Ø76mm



General Specifications

Nominal Diameter	120 mm
Nominal Impedance	8 Ω
Rated Power AES ⁽¹⁾ (1600 – 20000 Hz)	60 W
Continuous Program Power ⁽²⁾	120 W
Sensitivity @ 1W/1m ⁽³⁾	109.0 dB
Voice Coil Diameter	44 mm (1,7")
Voice Coil Winding Depth	2.6 mm
Magnetic Gap Depth	3.0 mm
Flux Density	1.70 T
DC Resistance	5.8 Ω
Resonance Frequency	1.00 kHz
Magnet Weight	640 g
Net Weight	1.9 kg
Recommended Crossover Frequency ⁽⁴⁾	1.6 kHz
Throat Diameter	25.4 mm / 1 in

Constructive Characteristics

Magnet	Ferrite
Voice Coil Winding Material	Aluminium Flat Wire
Voice Coil Former Material	Kapton
Diaphragm	Polyimide
Ferrofluid in Air Gap	No
Spare Part Code	Z009396P

Mounting Information

Overall Diameter	121 mm
Mounting Holes	2 holes M6 on ø76 mm
Note: adapter Q07320A is required for coupling with SICA horns	
Total Depth	52 mm

(1) Rated Power measured with 2-hour test with pink noise signal, 6dB crest factor, driver coupled to the recommended horn. (2) Power on Continuous Program is defined as 3dB greater than the Rated Power. (3) Measured at 1W,1m in axis within the frequency range, driver coupled to the recommended horn. (4) Minimum crossover frequency, 12dB/oct or higher order high-pass filter.