

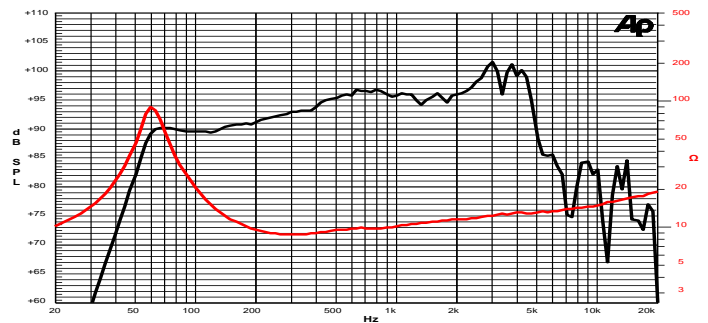
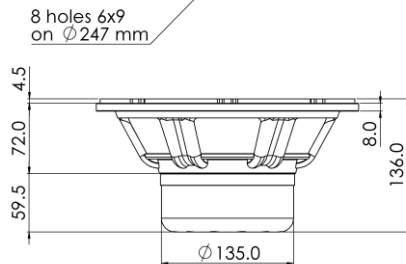
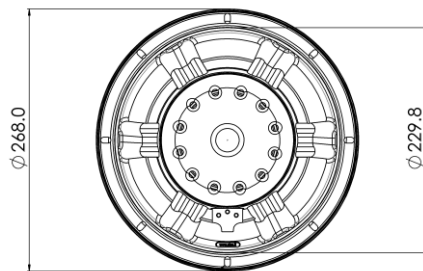
10 K 4 PL 8Ω

10" | 1600 W

Code Z006950

Professional

- SNDW** 4" Sandwich voice coil Fiberglass former
- PS** Konex Spider with Progressive Waves
- DAR** Cloth surround with Double Asymmetric Rolls Technology (DAR)
- AWpT** Autoclave Waterproof Cone Treatment
- CDR** Neodymium Magnet Circuit with Copper Demodulating Ring
- VMVc** Ventilated Magnet and Voice Coil to reduce Power Compression
- 94.9 dB sensitivity
- Frequency Range 60-4000 Hz



Frequency Response on 35 Lt @ 60 Hz Vented Box @ 1W, 1m
Free Air Impedance

General Specifications

Nominal Diameter	269 mm (10")
Nominal Impedance	8 Ω
Rated Power AES ⁽¹⁾	800 W
Continuous Program Power ⁽²⁾	1600 W
Sensitivity @ 1W/1m ⁽³⁾	94.9 dB
Voice Coil Diameter	100 mm (4")
Voice Coil Winding Depth	19 mm
Magnetic Gap Depth	12 mm
Flux Density	1.10 T
Magnet Weight	536 g
Net Weight	6.3 kg

Thiele & Small Parameters ⁽⁴⁾

Re	6.1 Ω	Fs	62.5 Hz
Qms	5.29	Qes	0.32
Qts	0.31	Mms	56.8 g
Cms	114 μm/N	Bxl	20.38 Tm
Vas	19.5 l	Sd	346.4 cm ²
X max ⁽⁵⁾	+/-5.0 mm	X var ⁽⁶⁾	+/-7.0 mm
η _o	1.41 %	Le (1kHz)	0.40 mH

Constructive Characteristics

Magnet	Neodymium
Basket Material	Aluminium Die-Cast
Voice Coil Winding Material	Copper
Voice Coil Former Material	Fiberglass
Cone Material	Paper
Cone Treatment	Humidity Resistant Pulp
Surround Material	Treated Cloth
Dust Dome Material	Solid Paper

Mounting Information

Overall Diameter	268 mm
Baffle Cutout Diameter	232 mm
Mounting Holes	8 holes 6x9 on ø247 mm
Total Depth	136 mm

⁽¹⁾ Rated Power measured with 2-hour test with pink noise signal, 6dB crest factor, loudspeaker in free air, power calculated on rated Zmin. ⁽²⁾ Power on Continuous Program is defined as 3dB greater than the Rated Power. ⁽³⁾ Calculated by Thiele & Small parameters, for SPL average in box refer to frequency response. ⁽⁴⁾ Thiele & Small parameters measured with laser system after preconditioning test. ⁽⁵⁾ Measured with respect to a THD of 10%. ⁽⁶⁾ Value corresponding to a decay of the Force Factor, or Compliance, or both, equal to the 50% of the small signal value. ⁽⁷⁾ Drawing dimensions: mm.